
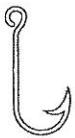

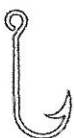

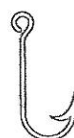









Opinion Writing Literary Essay Packet



Name: _____ # _____

Narrative	Opinion	Information
Introduction	Introduction	Introduction
 Hook the reader  Introduce the Storyline	 Hook the reader  Introduce the Opinion	 Hook the reader  Introduce the Topic

Body	Body	Body
 Event  Event  Event	<ul style="list-style-type: none"> • Reason • Reason • Reason 	1. Subtopic 2. Subtopic 3. Subtopic

Ending/Conclusion	Ending/Conclusion	Ending/Conclusion
 Conclude Story	 Restate Opinion	 Restate Topic

Literary Essay

We are learning to identify the traits of a literary essay.

Definition:

Purpose:

My Big Ideas Chart

Name: _____ # _____

Read Aloud Text	Big Ideas (Character traits, Themes/Lessons, Change)	Claims
	<ul style="list-style-type: none">• _____• _____• _____• _____• _____	<ul style="list-style-type: none">• _____• _____• _____• _____• _____
	<ul style="list-style-type: none">• _____• _____• _____• _____• _____	<ul style="list-style-type: none">• _____• _____• _____• _____• _____
	<ul style="list-style-type: none">• _____• _____• _____• _____• _____	<ul style="list-style-type: none">• _____• _____• _____• _____• _____

Read Aloud Text	Big Ideas (Character traits, Themes/Lessons, Change)	Claims
	<ul style="list-style-type: none"> • _____ _____ • _____ _____ • _____ _____ • _____ _____ • _____ _____ 	<ul style="list-style-type: none"> • _____ _____ • _____ _____ • _____ _____ • _____ _____ • _____ _____
	<ul style="list-style-type: none"> • _____ _____ • _____ _____ • _____ _____ • _____ _____ • _____ _____ 	<ul style="list-style-type: none"> • _____ _____ • _____ _____ • _____ _____ • _____ _____ • _____ _____

Claim Stems for Literary Essays

- The story ____ shows____
- When I first read this story I thought it was showing us____, but now I think it shows____.
 - After talking, I think this story teaches____.
- People might think this story is shows____, but this story proves____.
 - The story ____ is about____.
- I believe the author of ____ wanted people to know ____.
 - In the short story ____, (the character learns)_____.
- Author's name, type of text , title of text, teaches [insert theme, big idea or claim].
 - I think that [author] wrote this story to remind us_____
 - In [author]'s story, [character] learns/realizes...

Transition Words

Transition Words to Introduce Supports (Reasons, Ways, or Times When)
One reason, Another reason, Also, In addition,

Transition Words to Introduce Evidence (a micro-story, quotes, lists, examples)
For example, Another example, An example that shows this... For instance, One time, Another example of this is,

Transition Words to Make a Point or Explain Evidence
This shows that... This is proves... This is important because... This is evidence that...

Name: _____ # _____

Boxes and Bullets Essay Planner

Introduction with Claim:

- Evidence 1: _____
- Evidence 2: _____
- Evidence 3: _____

Support: Reason, Way or Time When

- Evidence 1: _____
- Evidence 2: _____
- Evidence 3: _____

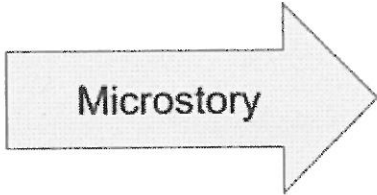
Support: Reason, Way or Time When

- Evidence 1: _____
- Evidence 2: _____
- Evidence 3: _____

Conclusion- Restate Claim:

Box It and Mark It

Literary Essay Structure

<input type="checkbox"/> Step 1		Introduction
<input type="checkbox"/> Step 2		Body Paragraphs
<input type="checkbox"/> Step 3		Conclusion
<input type="checkbox"/> Step 4	CLAIM	Highlight or underline the claim in yellow. Look in the introduction and conclusion
<input type="checkbox"/> Step 5	REASONS	Highlight or underline the 3 reasons in pink. Look in the body paragraphs, intro, and conclusion.
<input type="checkbox"/> Step 6		Flag the pieces of evidence. Write the type of evidence on the sticky arrow. Evidence possibilities are: <ol style="list-style-type: none"> 1. Mirco Story 2. Citing/ quotations 3. Examples (for instance) 4. Repetition