




CRAFTING QUALITY LEADS

Open With Dialogue

Start with a conversation between two or more characters in the story.

Open with a Sound

Start with *ONOMATOPOEIA* in your writing. We call these “Batman Words”...OOOF, BAM, CHING...



Open with a Quotation

Quote a person, author, or character at the beginning of your writing.

Open with Feeling


SHOW your reader some of the emotions you are feeling about your topic.

Open by Describing a Character or the Setting

Begin your writing by using descriptive words (adjectives) to describe the character or the setting.

Open With a Question

Ask the reader a thought provoking question in order to get them thinking about the topic.



Open With a Riddle or Humor

Begin with a joke or something funny that happened to you about the topic of your writing.

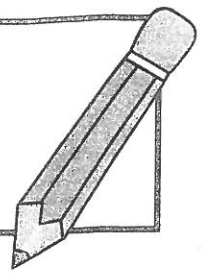
Open with a BOLD Statement or Fact

Surprise the reader with a true statement or amazing fact about your topic.

Open with a Personal Experience

Begin by telling your reader about some of the experience you had about your topic.

CRAFTING SATISFYING CONCLUSIONS



Close With Humor

Can you think of something funny that happened about your topic?

Close with a Quote



Quote a person, author, or character at the conclusion of your writing.

Close with Feeling

SHOW your reader some of the emotions you are feeling about your topic.

Close With a Question

Ask the reader a thought provoking question to leave them wondering.



Close with Advice for your Reader


Give some thoughtful advice for the reader. Tell them something that they should learn or do regarding your topic.

Close by Rewording the Beginning

Restate the MOST important idea or information that was also in the beginning. Be sure to use new words and say it in a different way.


Close with a BOLD Statement or Fact

Leave the reader with a true statement or amazing fact about your topic.



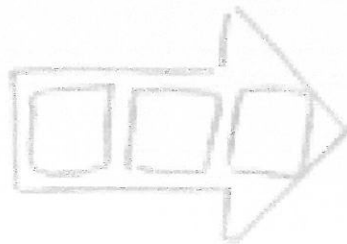
Non Fiction text Structures

• description




for example
characteristics
such as
specifically

• sequence




first,
next, then,
finally, last

• compare/
contrast




same
different
both
in contrast

• cause/
effect



reasons why
effects of
leads to
therefore


• Problem/
Solution



problem
answer
dilemma
solved

Name: _____ #: _____ Date: _____


Parts of an Engaging Introduction

Hook 	
Topic Sentence	
Preview Sentence	Subtopic 1
Preview Sentence	Subtopic 2
Preview Sentence	Subtopic 3

Nonfiction Text Structures

Structure – How I want to teach.	Mentor Text Example	I want to try this structure! (Check the boxes of structures that will work in your writing.)	I did it! I added this structure to my writing today!
Description (Boxes & Bullets)			
Chronological (Flow Chart)			
Compare/Contrast			
Pros & Cons			
Cause & Effect			
Compare/contrast			

Nonfiction Text Structures

Structure – How I want to teach.	Mentor Text Example	I want to try this structure! (Check the boxes of structures that will work in your writing.)	I did it! I added this structure to my writing today!
Description (Boxes & Bullets)	The Planets in our solar system	B:T. (ch 2) Appearance & Personality	
Chronological (Flow Chart) Think: Sequence!	From Caterpillar to Butterfly	From puppy to adult (ch 4)	
Compare/Contrast	Who would win? Lion vs. Tiger	Caring for a BT vs. a cat (ch 3)	
Pros & Cons			
Cause & Effect			
Compare/contrast			

Text	Possible Ideas	<u>MY</u> Writing Ideas
Teammates	<u>Hobbies</u> <ul style="list-style-type: none"> - Sports - art - sewing, knitting - dance - cooking - singing - metal detecting - designing clothes 	<ul style="list-style-type: none"> • softball • cheerleading • football
My Herb Garden	<u>Activities I like</u> <ul style="list-style-type: none"> - gardening - running - swimming - volunteering - bike riding - rollerblading - skateboarding - rock climbing - karate - reading - writing - skiing - hiking 	<ul style="list-style-type: none"> • student-athlete development
Mexico	<u>Places</u> <ul style="list-style-type: none"> - vacation spots - countries - landforms - monuments - national parks - community places 	<ul style="list-style-type: none"> • chicago
Germs	<u>Taking Care of Self or others</u> <ul style="list-style-type: none"> - going to orthodontist - physical therapy - speech therapy - going vet 	

Ways to "Elaborate"~ or say more

- write partner sentences
- consider setting: place, time, and season
- add numbers, names, and examples
- use physical descriptions
- add "quotes" based on research & cite sources


"Partner Sentences"

- observations
- new information from research
- details to create a specific image
- comparison sentence



Topics I Already Know

Text	Writing Idea	My Idea
	<u>People</u> <ul style="list-style-type: none"> • Martin Luther King, Jr. • Family or Friends • Coach • Inventor, Athlete, Historian 	<ul style="list-style-type: none"> • My Grandpa - Cesar • Mr. Jacobs • Abraham Lincoln
	<u>Activities to Do</u> <ul style="list-style-type: none"> • Origami • Teaching • cooking • cleaning • reading 	<ul style="list-style-type: none"> • becoming a teacher • mexican cooking • traveling to Mackinaw
	<u>Hobby / Collecting</u> <ul style="list-style-type: none"> • Rocks and Minerals • Stamps • Sea shells • paintings 	<ul style="list-style-type: none"> • Petoskey stones • "Water Lillies" Painting
	<u>Places to Go</u> <ul style="list-style-type: none"> • Africa 	<ul style="list-style-type: none"> • Mackinaw City/Island • Edward Hines Park • Somerset Mall • Up North
	<u>Things</u> <ul style="list-style-type: none"> • Animals • Food 	<ul style="list-style-type: none"> • Cats • Insects • Dogs • Christmas trees



Publishing Party
Expert Share Fair

