

Unit: Writing a Sequence of Instructions: How-To

Grade: K

Task: Student Work Sample

Title: How To Ride A Bike

The following student artifact has been retyped; please see a copy of the original student work at the end of this document. Comments about student work can be found in the box on the right.

## How To Ride A Bike

First, you put one foot on your bike.

Then you try to pedal more and more.

Next, pedal some more.

And more and more and more!

Last, stop when you see a car!

---

*The writer chose a topic in which she could teach others.*

*The writer included a title that named the topic.*

*The writer used transition words (First, Next, Then, Last)*

*The write used precise words to teach the reader.*

*The writer's steps are in sequential order.*


*The writer used pictures and words to teach about the topic.*

*The writer stretched each word out by*

5-2-14


How to

Ride a Bike






First, you put <sup>one</sup> your  
Foot on your Bike.  
<sub>foot</sub>




then you try to petole

mor and mor



Next, Petrol Som mor.



and Mor! And Mor!  
and Mor!



Last Stop when you see  
a Car!