

Unit: Writing a Sequence of Instructions: How-To
Grade: K
Task: Student Work Sample
Title: Basketball

The following student artifact has been retyped; please see a copy of the original student work at the end of this document. Comments about student work can be found in the box on the right.

How To Play Basketball

First, get a basketball off the rack. Get your court.

Then get ready to shoot the ball at the rim.

Dribble the ball to the rim.

Then get ready to shoot.

Then shoot.

The writer chose a topic in which he could teach others.

The writer included a title that named the topic.

The writer used precise words to teach the reader.


The writer's steps are in sequential order.

The writer used pictures and words to teach about the topic.

The writer stretched each word out by putting down all the sounds s/he heard (see


W O H ^{How to}
to play ~~AA~~ Basketball






First got
Basketball
off the
rack Det.
but kept

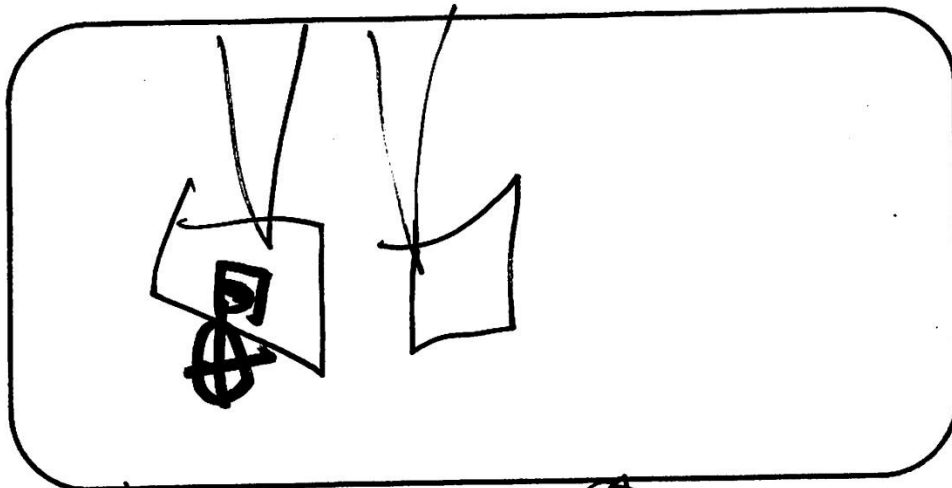
2




then get
ready to
shoot the
ball at the
rim.



BRIE the ball to the
Rim.



Then get
rede to - spot



then spot