

TRAINING &  
PD SERVICES



Rubicon  
Atlas

Welcome to  
Atlas Training

*With Elizabeth Worlein*

ATLAS TRAINING SERVICES

Summer  
2015  
Curriculum  
Work



Twitter: #rubiconpd @rubiconatlas  
Facebook: RubiconInternational

For all Atlas Questions  
[atlas@rubicon.com](mailto:atlas@rubicon.com)  
+1 503-223-7600



Elizabeth

[eworlein@rubicon.com](mailto:eworlein@rubicon.com)





# Objectives

Tour the Atlas system and develop an understanding of unit planning in Atlas

Explore sample templates and decide what kind of template will best support our work

Create resources to support your team and districts as they write curriculum

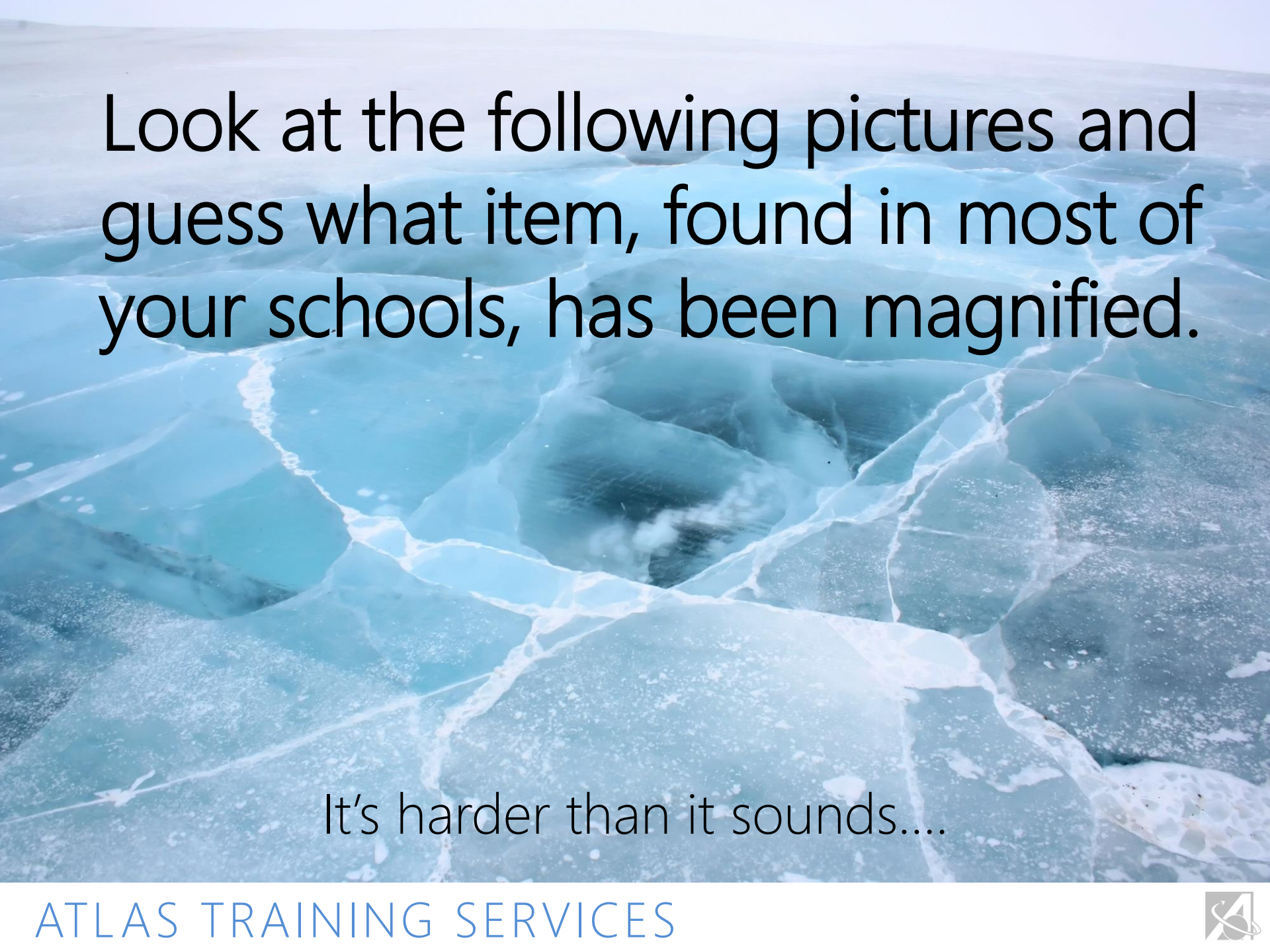
Begin to outline an approach to utilize Atlas with schools & districts

# Workshop Basics

This is YOUR time—  
share your thoughts,  
ideas, and questions



I am here to help!



Look at the following pictures and guess what item, found in most of your schools, has been magnified.

It's harder than it sounds....









<http://floorsix.blogspot.com/>




ATLAS TRAINING SERVICES





Why do you think we started with  
this activity?



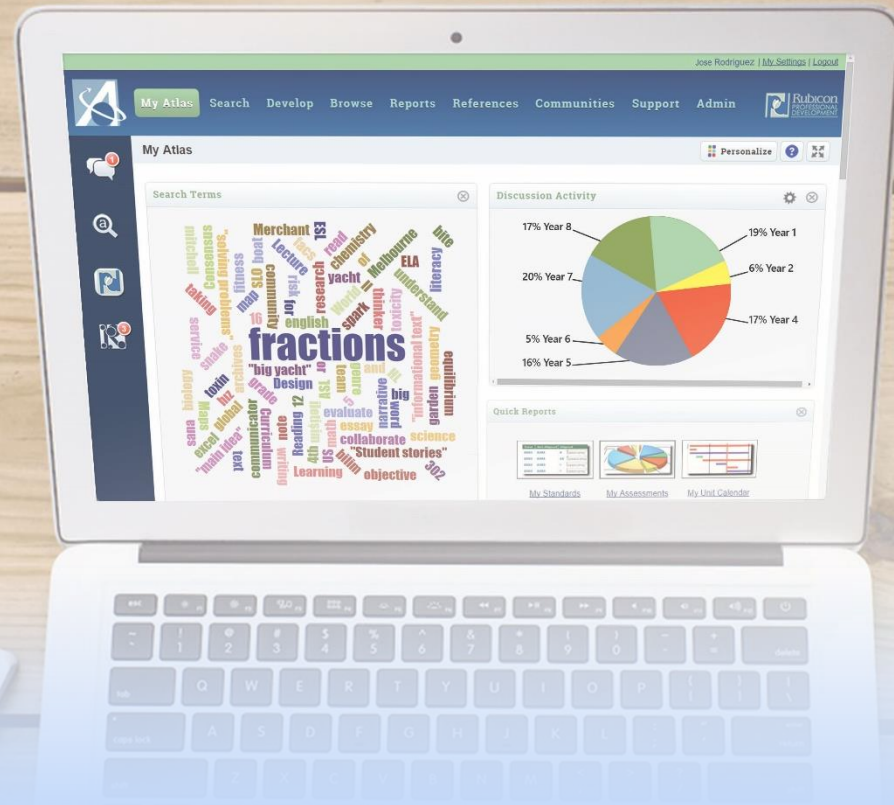


Tour the Atlas system and  
develop an understanding of  
unit planning in Atlas

# Objectives

# Why Atlas?

- Online platform for writing curriculum
- *Rich communication & reporting tools*
- Personalized dashboard
- *Built-in standards*
- 100% Internet-based
- *Password-protected*
- Mac/iPad friendly



"A guaranteed and viable curriculum is the #1 school-level factor impacting student achievement."

-Robert Marzano





Are you prepared for  
the journey?

ATLAS TRAINING SERVICES





# ATLAS TRAINING SERVICES



Are you making deliberate  
decisions to pause for the view?





# Communications



# Join the Discussion




 Join the Discussion

# Leave a Note


One-way, one-time feedback-  
just like a sticky note on  
your unit.

Can only be  
seen by teachers  
assigned to the  
course.

 Leave a Note


# Share



 Share




# Pin to My Atlas



Save a report or unit on  
your My Atlas  
dashboard

It will be there ready  
to access with one click.

 Pin to My Atlas



← **Inbox**

See messages that have been sent to you



Review messages that you have sent



messages = notes + discussions + shares





What has been going on in your courses?



← *Activity*



Has anyone updated your collaborative courses?



Have your favorite units been updated?

Has anyone viewed your curriculum?






# Send your team a message



School Channel







# Messages from the Rubicon Team



*Rubicon Channel*



New Atlas updates

Resources you might enjoy





# Objectives

Explore sample templates and decide what kind of template will best support our work



What  
are you  
hoping  
to  
capture?

<http://pd.rubicon.com/2015/06/12/curriculum-templates-planners-units>



## Think

1. *Read* the blog
2. *Reflect* on your districts' priorities
3. *Jot down* the categories that you *need*.

<http://pd.rubicon.com/2015/06/12/curriculum-templates-planners-units>



## Pair

1. *Share* your notes with your neighbor
2. What categories did you have in *common*?
3. What categories did you have that were *different*?



Share

Full group  
conversation!



Overlaps Units?

Course Description   Unit Calendar   Curriculum Map

Create a new Unit:

Unit Name:  From: Week 1 To: Week 1

Unit:	Sep	Oct	Nov	Dec	Jan														
	1	2	3	4	5	6	7	8	9	10	11	12	13	14	15	16	17		
<a href="#">2nd Grade Skills</a>	[Green bar]																		
<a href="#">Grammar: Punctuation and Connecting Words</a>			[Green bar]																
<a href="#">Chapter 1</a>	[Green bar]																		
<a href="#">Grammar: Commas and Questions</a>										[Green bar]									
<a href="#">ONLY UNIT</a>																[Green bar]			
<a href="#">Unit 204...</a>																		[Green bar]	

Recreate a textbook?

Too few units?  
Too many units?

Gaps between units?

To do, or not to do...



# Unit Planner 1

Common Formatting, bullet points and bold text can make your information easier to read. This is especially helpful when we start running reports! Save your work, Atlas will auto-save every 2 minutes, but you should always save before closing your tab or leaving the page. Collaborate, you can work in the same unit as another colleague, but you must be in different categories. For more tips, sign up for our Quality Curriculum sessions!

# Unit Planner 2

## **Common Formatting:**

- bullet points and bold text can make your information easier to read.  
**This is especially helpful when we start running reports!**

## **Save Your Work:**

- Atlas will auto-save every 2 minutes, but you should always save before closing your tab or leaving the page

## **Collaborate:**

- You can work in the same unit as another colleague, but you must be in different categories

**\*For more tips, sign up for our Quality Curriculum sessions!**





# Objectives

Create resources to support your team and districts as they write curriculum

Now that we have a template, let's think about how we can support the team that uses it...



# HOW DO YOU DEFINE "QUALITY" CURRICULUM?



# How do you define *quality*?

Reflect what is actually happening

Accurate

Aligned

Relevant to Student Needs

Detailed

Shows Integration

Always Changing, Living & Breathing


Reflects 21<sup>st</sup> Century Best Practices

Reflects Curriculum Strategies

# Searching for Evidence

- 1. Go to the Links to Explore in References
- 2. Click on the link(s) you want to look at
- 3. Jot down your thoughts, questions and remarks.
  - *Did the teacher approach curriculum the same way you did?*
  - *What questions do you have?*
  - *What do you like/dislike about the examples?*
  - *What might you want to change about your curriculum?*  
*What do you really like about your curriculum?*



A close-up photograph of a chipmunk with brown and white stripes on its back, peering out from the top of a heavily rusted, cylindrical metal post. The background is a soft-focus forest floor with green and brown foliage.

What did you  
find?

# Here is what others have noticed:

Common Formatting

Descriptive Unit Titles

Appropriate and Common Depth of Detail

Show Connection between categories

Consistency in  
Category definitions

Quality in,  
Quality

out

continuous

culture

Quality maps and a quality process  
make it possible to work together as a community of learners

Mapping is a process of

refinement reflecting our goals and



What resources did you wish you had when creating your first unit?  
*What do you want to make for your team?*





*Is there anything else your team needs?*

- For example...

- Mission Statement

- PD Calendar

- Vision and Timeline

- Strategic plan

*Make a note- we will have more time tomorrow!*



# Objectives

Begin to outline an approach to utilize Atlas with schools & districts



What are  
your plans?

Read the Novi  
Community School  
District blog post &  
reflect on their process

Choose one of our  
sample templates to  
begin your plan

# Reflections

Please share your thoughts and feedback with us!



Thank you  
for your  
time!

Twitter: #rubiconpd @rubiconatlas  
Facebook: RubiconInternational

For all Atlas Questions  
[atlas@rubicon.com](mailto:atlas@rubicon.com)  
+1 503-223-7600



*Elizabeth*

[eworlein@rubicon.com](mailto:eworlein@rubicon.com)

ATLAS TRAINING SERVICES

